

# EZ Fingerprint Recognition Unit Installation Guide

www.pro-face.com

---

## **DANGER**

### **HAZARD OF ELECTRIC SHOCK, EXPLOSION OR ARC FLASH**

- Disconnect all power before servicing equipment.

**Failure to follow these instructions will result in death or serious injury.**

---

The information in this document is subject to change without notice.

Copyright © 2012.12 Digital Electronics Corporation.  
All Rights Reserved.

HRB34535 00  
Printed in France

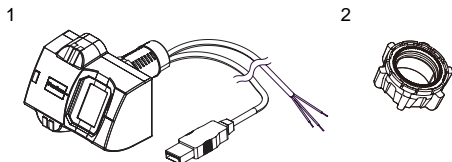
**Pro-face**  
for the best interface

---

## Package Contents

---

The following items are included in the package of EZ Fingerprint Recognition Unit (PFXZCCEUSS1). Before using the unit, please confirm that all items listed here are present:



1. EZ Fingerprint Recognition Unit (1)
2. Installation Nut for EZ Fingerprint Recognition Unit (1)
3. Installation Guide <this document>

---

## About the Manual

---

This manual describes wiring and installation procedures. For more detailed information, refer to the manual below.

Manual	Contents
Reference Manual	How to use EZ Fingerprint Recognition Unit.

You can select the manuals from the GP-Pro EX (Ver3.1 or later) help menu, or download the manuals from the Pro-face Home Page.

URL
<a href="http://www.pro-face.com/otasuke/">http://www.pro-face.com/otasuke/</a>

---

## General Specifications

---

### General Specifications

Connector Type	USB I/F	Type A (plug), USB 2.0 Full Speed
----------------	---------	-----------------------------------

### Electrical Specifications

Rated Input Voltage	24 Vdc
Input Voltage Limits	20...30 Vdc
Voltage Drop	1 ms
Power Consumption	1.6 W max
In-Rush Current	2.5 A max
Voltage Endurance	AC 2 kV
Insulation Resistance	10 M $\Omega$ or more

### Environmental Specifications

Surrounding Air Temperature	-5...50 °C (23...122 °F)
Storage Temperature	-25...70 °C (-13...158 °F)
Ambient Air and Storage Humidity	0...85%
Dust	IP65 front face IP20 back
Pollution Degree	DP2
Corrosive Gasses	Free of corrosive gases
Operating Altitude	0...2000 m (0...6561 ft.)
Vibration Resistance	1 gn – 9...500 Hz Amplitude 3 mm – 5...9 Hz
Electrical fast transient burst	IEC61000-4-4 2 kV Power port
Electromagnetic field	IEC61000-4-3 10 V/m
Electrostatic Discharge Immunity	IEC61000-4-2 4 kV Contact discharge 8 kV Air discharge
Shock resistance	50 gn, duration 11 ms
No-load current consumption	50 mA or less
Delays	First-up: less than 2 s Normal operating: less than 1 s

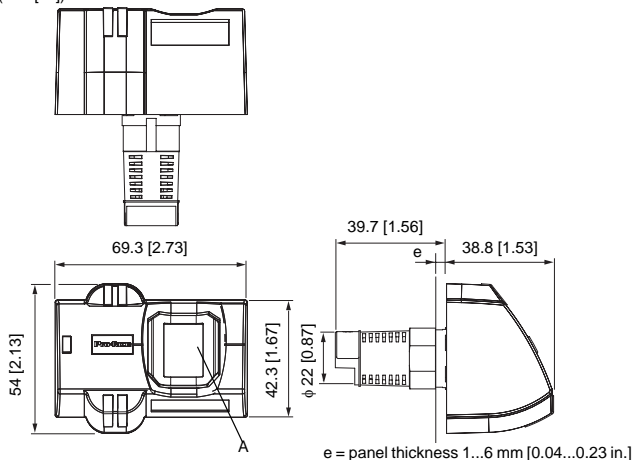
## External Specifications

External Dimensions	W69.3 x H54 x D78.5 mm (W2.73 x H2.13 x D3.09 in.)
Structure	NEMA #250/UL50 TYPE 12 (on the front panel when properly installed in an enclosure)
Cable length	USB cable: 1.0 m (3.28 ft.) Power cable: 2.0 m (6.56 ft.)
Weight	140g (0.31 lb)

**Note :** Design the USB cable to be 3 m or less when it is extended.

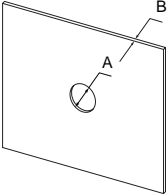
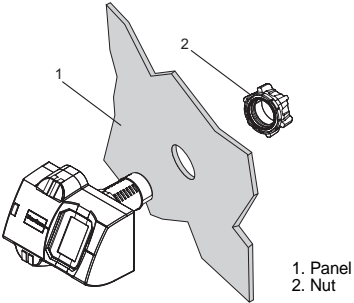
## Dimensions

(mm [in.])



- A. Touch Sensor  
Use to obtain fingerprint recognition

## Installation

Step	Action						
1	<p data-bbox="215 219 919 273">Create a panel cut-out and insert the unit into the panel from the front. The following illustration shows the panel cut-out for a unit :</p> <div data-bbox="436 307 653 559"></div> <table border="1" data-bbox="384 588 760 751"><thead><tr><th data-bbox="387 592 573 630">A</th><th data-bbox="573 592 757 630">B</th></tr></thead><tbody><tr><td data-bbox="387 630 573 700">22.50<sup>+0</sup><sub>-0.30</sub> mm</td><td data-bbox="573 630 757 700">1...6 mm</td></tr><tr><td data-bbox="387 700 573 751">(0.88<sup>+0</sup><sub>-0.01</sub> in.)</td><td data-bbox="573 700 757 751">(0.04...0.23 in.)</td></tr></tbody></table>	A	B	22.50 <sup>+0</sup> <sub>-0.30</sub> mm	1...6 mm	(0.88 <sup>+0</sup> <sub>-0.01</sub> in.)	(0.04...0.23 in.)
A	B						
22.50 <sup>+0</sup> <sub>-0.30</sub> mm	1...6 mm						
(0.88 <sup>+0</sup> <sub>-0.01</sub> in.)	(0.04...0.23 in.)						
2	<p data-bbox="215 773 567 797">Insert the unit into the panel hole</p> <div data-bbox="332 802 791 1195"><p data-bbox="708 1141 791 1185">1. Panel 2. Nut</p></div> <p data-bbox="215 1205 770 1234">Screw in the nut using torque of 2 N•m (17.70 lb-in)</p>						

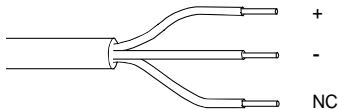
## Wiring

### **⚠ WARNING**

#### **HAZARD OF ELECTRIC SHOCK**

- Confirm that the power unit is turned off, and then wire the power cable.
- The unit uses only 24 Vdc power. Using any other level of power can damage both the power supply and the unit.
- Since there is no power switch on the unit, be sure to attach a breaker-type switch to its power cord.

**Failure to follow these instructions can result in death, serious injury, or equipment damage.**



Connection terminal	Wiring
+	24 Vdc, Brown
-	0 Vdc, Blue
NC	Black

**Note :** The black cable is not used. Perform operation while being careful not to touch the power cable.

---

## Ideal Position for Fingerprint Recognition

---

Perform fingerprint registration and recognition at an appropriate position. Otherwise, the recognition may fail.

**Note :** Wipe off the touch sensor before performing fingerprint registration or recognition. If the touch sensor is dirty, the registration or recognition may not be done properly.



Storage capacity: 200 fingerprints.

Recommendations to ensure optimum fingerprint recognition:

- Save in this priority order: index finger, thumb and then middle finger.
- Record one finger of each hand.

---

## Relevant Standards

---

The unit is manufactured in accordance with:

- Standard UL 508 and CSA C22.2 n°14 for Industrial Control Equipment

**Note :** For use on a flat surface of a Type 12 Enclosure.

The unit is a device for use in factory systems.

When using the unit in a system, the system should comply with the following standards in regards to the installation environment and handling.

- Standard WEEE, Directive 2002/96/EC
- Standard RoHS, Directive 2002/95/EC
- Standard RoHS China, Standard SJ/T 11363-2006

### CE Markings

This product conforms to the necessary requirements of the following Directives for applying the CE label:

- 2004/108/EC EMC Directive

This conformity is based on compliance with EN61000-6-4, EN61000-6-2

---

## 사용자안내문

기종별	사 용 자 안 내 문
A급 기기 (업무용 방송통신기자재)	이 기기는 업무용(A급) 전자파적합기기로서 판매자 또는 사용자는 이 점을 주의하시기 바라며, 가정외의 지역에서 사용하는 것을 목적으로 합니다.

### **NOTE**

Please be aware that Digital Electronics Corporation shall not be held liable by the user for any damages, losses, or third party claims arising from the use of this product.