
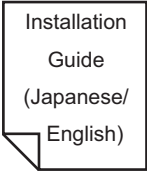
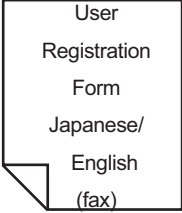


3 | Development Environment

This chapter explains about the necessary operating environment and package contents in the development environment of GP-Pro EX. Also, a list of supported GP units with GP-Pro EX can be viewed.

3.1	Package Content.....	3-2
3.2	Operating Environment	3-3
3.3	Supported Model List	3-7

3.1 Package Content

Package Content		
1 CD-ROM	1 Installation Guide	1 User Registration Form (fax)
		

3.2 Operating Environment

IMPORTANT

- This product should be used after installation by a user account with administrator authority.
-

NOTE

- You have to connect to the Internet for the online update feature and the online user registration.
 - If you choose to change the installation destination folder for the main product, please input the folder name in your computer's OS language. If you input text that is not in your OS language, GP-Pro EX will not function properly.
-

3.2.1 GP-Pro EX for Operating Environment

	Required Specifications		Remarks
PC	PC/AT compatible machine on which Windows® runs normally		
CPU	Pentium® III 800MHz or more		Pentium® 4 1.3GHz or above is recommended.
OS	Windows® 2000 (Service Pack3 or later), Windows® XP (Home Edition / Professional)		
Resolution	SVGA800 x 600 or above is recommended. (A display of 256 or more colors is required.)		
Memory	512 MB or more		1 GB or more is recommended.
Hard Disk Space	400 MB or more		Minimum free space necessary to install GP-Pro EX
Others	.NET Framework Ver.1.1 (Service Pack1)		.NET Framework Ver.1.1 (Service Pack1) automatically installs on a PC without it.
	Internet Explorer Ver.6.0 or later		
	Adobe® Reader® Ver.6.02 or later*1		
Language	Software Menu	English, Japanese	When inputting languages other than Japanese or ASCII, you need to add that language's FEP or fonts. ☞ "A.3 Drawing Using Foreign Languages" (page A-58)
	Languages that the GP can display	ASCII, Japanese, Chinese (Traditional), Chinese (Simplified), Korean, Cyrillic, and Thai	
Each Language's FEP	FEP which supports the OS above		
CD-ROM Drive	CD-ROM drive which supports the OS above		Used for the installation.
Mouse	Mouse which supports the OS above		Be sure to use a mouse.
Printer	Printer which supports the OS above		
USB Port	Required when data is transferred with a USB cable • USB Transfer Cable Pro-face's AGP-USB-01 (sold separately)		
LAN Port	Required when data is transferred via Ethernet • LAN cable available commercially • HUB		

Continued

	Required Specifications	Remarks
CF-Card drive	<p>A CF-Card reader or PCMCIA conversion card is required when data is transferred with a CF-Card or when the data in a CF-Card is read or written.</p> <ul style="list-style-type: none"> • Pro-face's CF-Card (sold separately) 	<p>If you use commercially available CF-cards, we are under no warranty for their function.</p>

*1 Depending on your version of Adobe® Reader®, the GP-Pro EX Manual may not display correctly. For information, refer to “Otasuke Pro’s Q&A”.
<http://www.proface.co.jp/otasuke/>

3.2.2 Operating Environment Exclusively for Transfer Tools

The operating environment when installing only the transfer tools is as follows.

Installation Method  “32.10.5 Installing only Transfer Tool” (page 32-64)

	Required Specifications	Remarks
PC	PC/AT compatible machine on which Windows® runs normally	
CPU	Pentium®II 266MHz or above is recommended.	
OS	Windows®98 (Second Edition or later) / Me / 2000 (Service Pack 3 or later) / XP (Home Edition / Professional)	Supports Japanese and English.
Memory	128MB or more	512MB or more is recommended.
Hard Disk Space	60MB or more	Minimum free space necessary to install GP-Pro EX
CD-ROM Drive	CD-ROM drive which supports the OS above	Used for the installation.
Mouse	Mouse which supports the OS above	Be sure to use a mouse.
Printer	Printer which supports the OS above	
USB Port	Required when data is transferred with a USB cable <ul style="list-style-type: none"> • USB Transfer Cable Pro-face's AGP-USB-01 (sold separately) 	
LAN Port	Required when data is transferred via Ethernet <ul style="list-style-type: none"> • LAN cable available commercially • HUB 	
Environment in which modem connection is available (For transfer with a modem)	Windows®-compatible modem that can establish telephone communication	AT commands must be supported. You cannot use a modem that needs to connect to a specific operation center.
CF-Card drive	A CF-Card reader or PCMCIA conversion card is required when data is transferred with a CF-Card or when the data in a CF-Card is read or written. <ul style="list-style-type: none"> • Pro-face's CF-Card (sold separately) 	If you use commercially available CF-cards, we are under no warranty for their function.

3.3 Supported Model List

GP-Pro EX Ver. 1.10 supported models are as follows. This manual uses the following series names or trade names.

Series Name		Trade Name/Model Type	Model
GP3000	AGP-3300	AGP-3300L	AGP3300-L1-D24
		AGP-3300S	AGP3300-S1-D24
		AGP-3300T	AGP3300-T1-D24
		AGP-3301L	AGP3301-L1-D24
		AGP-3301S	AGP3301-S1-D24
		AGP-3302B	AGP3302B-L1-D24
		AGP-3300L-D81	AGP3300-L1-D24-D81K
			AGP3300-L1-D24-D81C
		AGP-3300S-D81	AGP3300-S1-D24-D81K
			AGP3300-S1-D24-D81C
		AGP-3300T-D81	AGP3300-T1-D24-D81K
			AGP3300-T1-D24-D81C
		AGP-3300L-FN1M	AGP3300-L1-D24-FN1M
		AGP-3300T-FN1M	AGP3300-T1-D24-FN1M
	AGP-3400	AGP-3400S	AGP3400-S1-D24
		AGP-3400T	AGP3400-T1-D24
		AGP-3450T	AGP3450-T1-D24
		AGP-3400S-D81	AGP3400-S1-D24-D81K
			AGP3400-S1-D24-D81C
		AGP-3400T-D81	AGP3400-T1-D24-D81K
			AGP3400-T1-D24-D81C
	AGP-3400T-FN1M	AGP3400-T1-D24-FN1M	
	AGP-3500	AGP-3500L	AGP3500-L1-D24
		AGP-3500S	AGP3500-S1-D24
			AGP3500-S1-AF
		AGP-3500T	AGP3500-T1-D24
			AGP3500-T1-AF
		AGP-3550T	AGP3550-T1-AF
		AGP-3500L-D81	AGP3500-L1-D24-D81C
		AGP-3500S-D81	AGP3500-S1-D24-D81K
			AGP3500-S1-D24-D81C
			AGP3500-S1-AF-D81K
	AGP3500-S1-AF-D81C		

Continued

Series Name		Trade Name/Model Type	Model
GP3000	AGP-3500	AGP-3500T-D81	AGP3500-T1-D24-D81K
			AGP3500-T1-D24-D81C
			AGP3500-T1-AF-D81K
			AGP3500-T1-AF-D81C
		AGP-3500T-FN1M	AGP3500-T1-D24-FN1M
			AGP3500-T1-AF-FN1M
	AGP-3600	AGP-3600T	AGP3600-T1-D24
			AGP3600-T1-AF
		AGP-3650T	AGP3650-T1-AF
		AGP-3600T-D81	AGP3600-T1-D24-D81K
			AGP3600-T1-D24-D81C
			AGP3600-T1-AF-D81K
			AGP3600-T1-AF-D81C
		AGP-3600T-FN1M	AGP3600-T1-D24-FN1M
	AGP3600-T1-AF-FN1M		
	AGP-3700	AGP-3750T	AGP3750-T1-AF