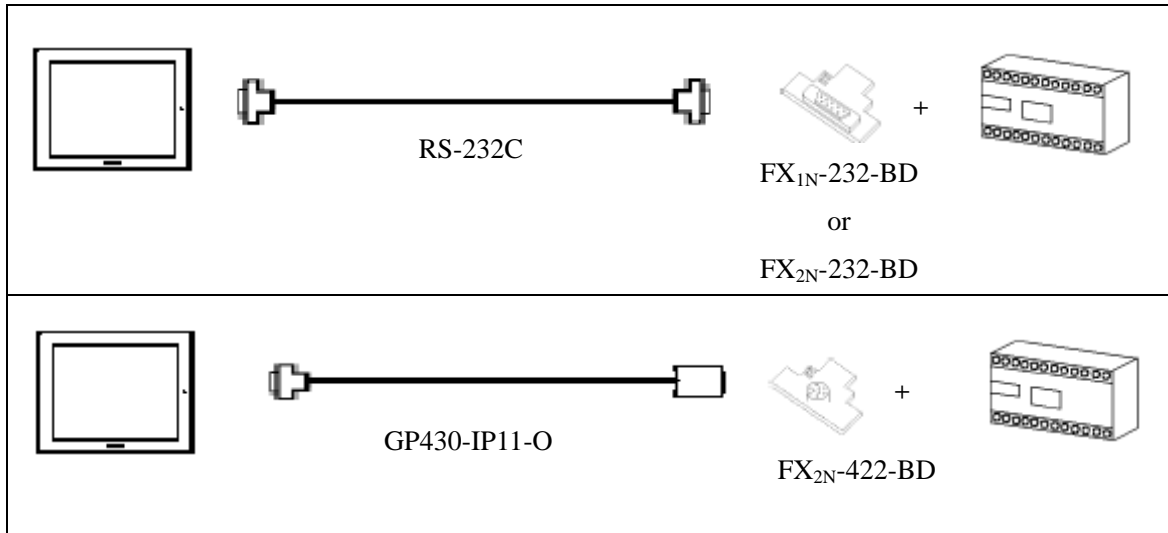



## Mitsubishi <18> Mitsubishi Electric Corporation

### FX Series + Expansion Board (CPU Direct Protocol) Connection






#### System Structure



#### GP

Machine 	Model	Remark
GP	GP70 Series GP77/77R Series GP2000 Series	Excepting for handy types.  The internal 2-Port feature is supported by only GP77/77R Series and GP2000 Series.
GLC	GLC2000 Series	2-Port Adapter and the internal 2-Port feature are not supported.

**PLC**

CPU 	Expansion Board	Communication Method	Connection Cable 	GP 
FX <sub>1S</sub>	FX <sub>1N</sub> -232-BD 	RS-232C	<b>Connection Method</b> [1]	
FX <sub>2N</sub>	FX <sub>2N</sub> -232-BD 			
	FX <sub>2N</sub> -422-BD 