


Mitsubishi <7> Mitsubishi Electric Corporation

QnA Series + Link Unit (Large) Connection





System Structure



GP

Machine 	Model	Remark
GP	GP70 Series GP77/77R Series GP2000 Series	Excepting for handy types.
GLC	GLC2000 Series	

PLC

CPU 	Computer Link Unit Serial Communication Unit 	Communication Method	Connection Cable 	GP 
Q2A, Q2A-S1, Q4A	AJ71QC24	RS-232C	Connection Method [1]	
	AJ71UC24	RS-422	Connection Method [2]	
	AJ71QC24N-R4	RS-422 (CN-1)	Connection Method [3]	
		RS-422 (CN-2)	Connection Method [3]	
Q4AR	AJ71QC24N	RS-232C	Connection Method [1]	
		RS-422	Connection Method [2]	